


BEAVER CRANES

CR - 8T

Compact Crawler Cranes



SPECIFICATION

• Performance

Maximum rated lifting capacity	8,00ton x 2,00m (360° with outriggers) 0,90ton x 12,00m (360° with outriggers) 8,00ton x 2,00m (360° without outriggers)
Max. line pull	3400 kg
Max. working radius	12 mtr.
Max. lifting height	13 mtr. (Boom)
Boom length	4.2 ~ 12.3 mtr.
Travelling speed	0,0 ~ 5,0 km/h
Grade ability (tan 0)	35°
Winch system	Driven by axial plunger type hoisting motor with planetary gear reduction
Boom derricking angle	0° ~ 70°
* Boom derricking time	17 sec. (0° ~ 70°)
* Boom extending time	27 sec. (4.3 m ~ 12.3m)
* Hoisting line speed (Winding up speed)	67 m/min. (at 4th layer)
Slewing speed	5 min ⁻¹

* Speed = Subject to no load

• Mass & dimension

Gross vehicle weight	11.500 kg
Overall length	6.062 mm
Overall width	2.300 mm
Overall height	2.974 mm
Swing radius	1700mm
Track shoe width	450mm

• Engine

Maker	Isuzu
Model	ISUZU CC-4JG1, 4 cycle diesel engine
Displacement	3.059 L.
Max. power	40.5kW/2,100min ⁻¹ (55PS/2,100rpm)
Max. torque	191 N•m/1,800min ⁻¹ (19.5kgf•m/1,800rpm)
Emissions	In accordance with 97/68/EC stage 2
Fuel tank capacity	100 L.

• Safety devices

Safe load indicator	3B 6 with working range limit system
---------------------	--------------------------------------

• Standard equipment

	10 ton hook
--	-------------

• Optional equipment

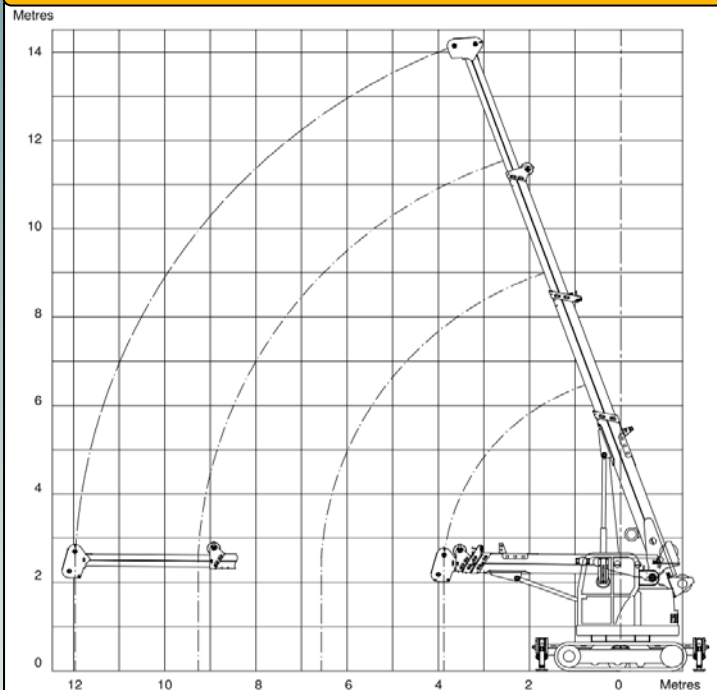
RATED LIFTING CAPACITY

CR 8T RATED LIFTING LOADS (Tonnes)

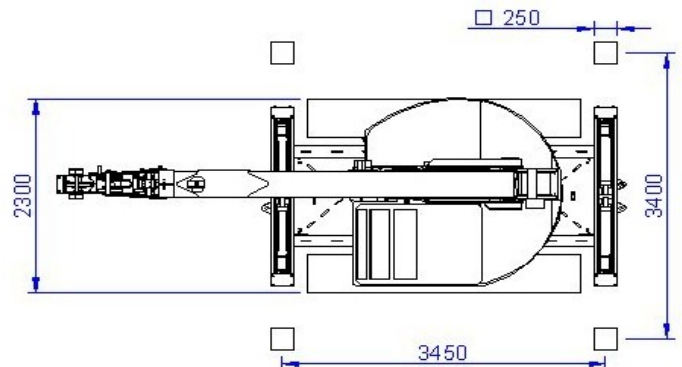
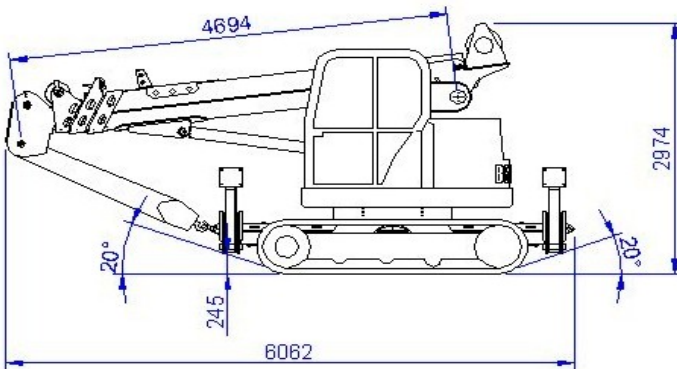
WORKING RADIUS (METRES)	BOOM LENGTH							
	4.2 METRES		6.9 METRES		9.6 METRES		12.3 METRES	
	STATIC*	TRAVEL	STATIC*	TRAVEL	STATIC*	TRAVEL	STATIC*	TRAVEL
2.0	8,0	8,0	7,5	7,1	—	—	—	—
3.0	5,9	4,0	5,4	4,0	4,8	3,7	—	—
4.0	3,2	2,2	4,3	2,3	4,1	2,2	4,0	2,3
5.0	—	—	3,5	1,5	3,4	1,5	3,3	1,6
6.0	—	—	2,8	1,0	2,9	1,0	2,8	1,2
7.0	—	—	—	—	2,4	0,7	2,4	0,9
8.0	—	—	—	—	1,9	0,5	1,9	0,7
9.0	—	—	—	—	1,5	0,4	1,6	0,5
10.0	—	—	—	—	—	—	1,3	0,4
11.0	—	—	—	—	—	—	1,1	0,3
12.0	—	—	—	—	—	—	0,9	0,2

*Static values with legs deployed

WORKING RANGE



For operational interpretation of the chart depicted above, refer to the table show below.



Your dealer:

Manufacturer:

P. van den Oever BV
Meerheide 6
5521 DZ Eersel, The Netherlands
www.pvandenoever.nl
info@pvandenoever.nl



